



Toronto Stock
Exchange

TSX Venture
Exchange

A Capital Opportunity

MINING

Disclaimer



This document is for information purposes only. While the information herein is collected and compiled with care, neither TMX Group Limited nor any of its affiliated companies represents, warrants or guarantees the accuracy or the completeness of the information. You agree not to rely on the information contained herein for any trading, legal, accounting, tax, investment, business, financial or other purpose.

This information is provided with the express condition, to which by making use thereof you expressly consent, that no liability shall be incurred by TMX Group Limited and/or any of its affiliates as a result of any errors or omissions herein or any use or reliance upon this information.

Canada and TSX: Strong Fundamentals

Economically stable

- Canada is the fourth largest equity market by float capitalization in the MSCI World Index
- World's soundest banking system*
- Lowest debt-to-GDP among G7
- Strong equity culture
- The global exchange leader for new listings in 2012, 2011, 2010 and 2009
- ~\$2.2 Trillion in market cap

Resource rich

- World's largest producer of zinc and uranium and major producer of gold, nickel, aluminum and lead

* World Economic Forum, September 2012, five years in a row

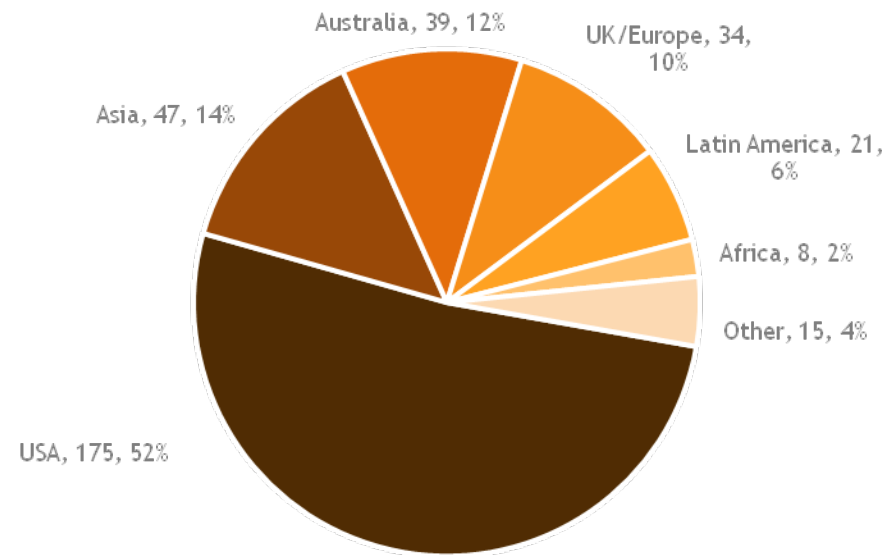
Global Exchange Leader for New Listings in 2012



	TSX/TSXV	LSE/ AIM	NYSE/MKT Euronext (US)	Nasdaq	ASX	Hong Kong Exchanges
Number of Issuers Listed	3,827	2,767	2,339	2,577	2,056	1,547
Quoted Market Value (US\$ Billions)	2,058.8	3,396.5	14,085.9	4,582.4	1,386.9	2,831.9
New Listings <i>International New Listings</i>	372 31	115 33	146 32	N/A	73 12	64 2
Equity Capital Raised (US\$ Billions)	56.3	35.7	124.2	23.8*	43.8	39.2
Value Traded (US\$ Billions)	1,357.3	2,194.3	13,422.7	9,784.2	936.0	1106.1

The World Lists on TSX and TSXV

TSX and TSXV International Listings by Country/Region



Total International Listings as at December 31 2012= 339

TSX = 183 listings • QMV=\$178.7 B

TSXV = 156 listings • QMV= \$3.4 B

Why the World Lists on TSX and TSXV



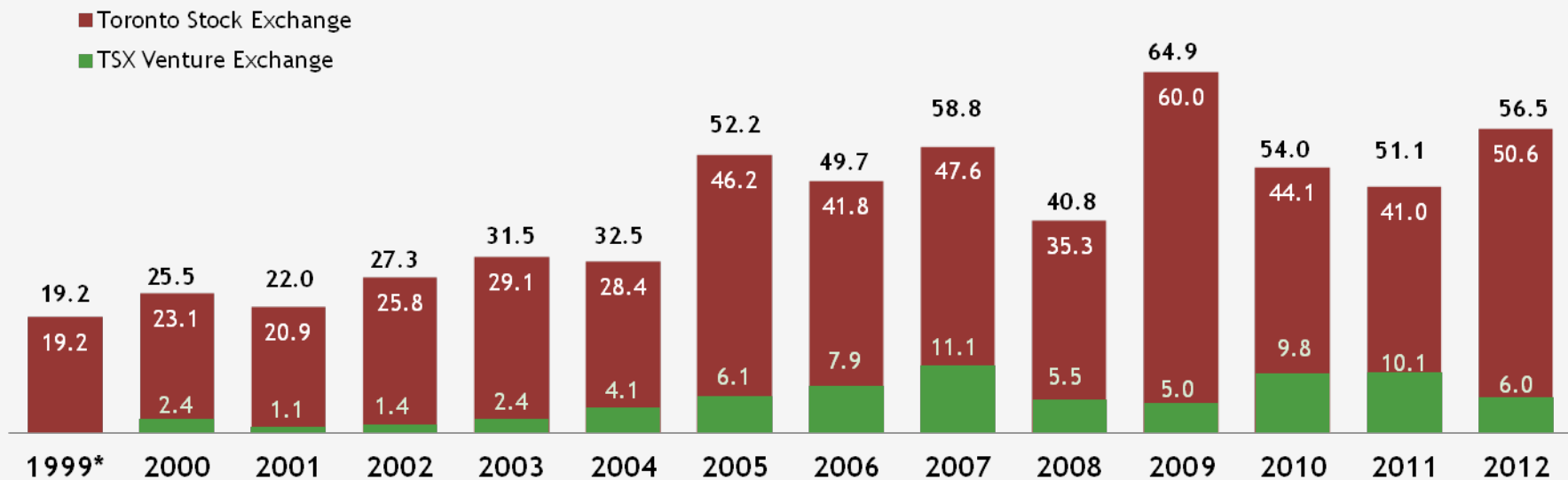
1. ACCESS TO CAPITAL
2. LIQUIDITY
3. DIVERSE ISSUER BASE
4. SERVICE AT ALL STAGES OF GROWTH
5. PARTNER WITH A GLOBAL LEADER



1. Access to Capital

Toronto Stock Exchange and TSX Venture Exchange

Total Financings (C\$Billions) 1999 - 2012



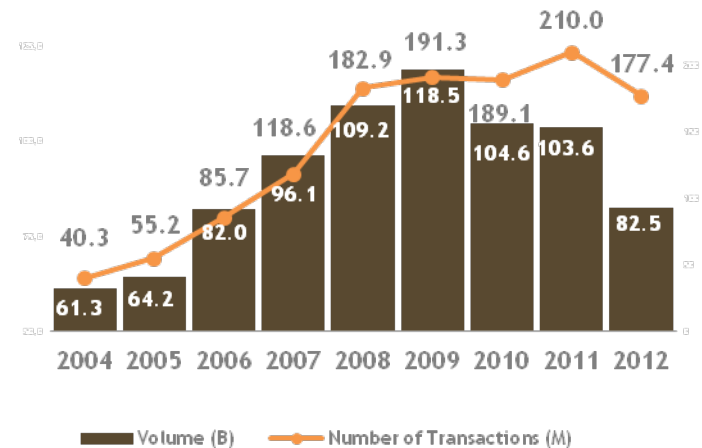
2. The World Trades on TSX

~40%

of daily trading originates
from international brokers

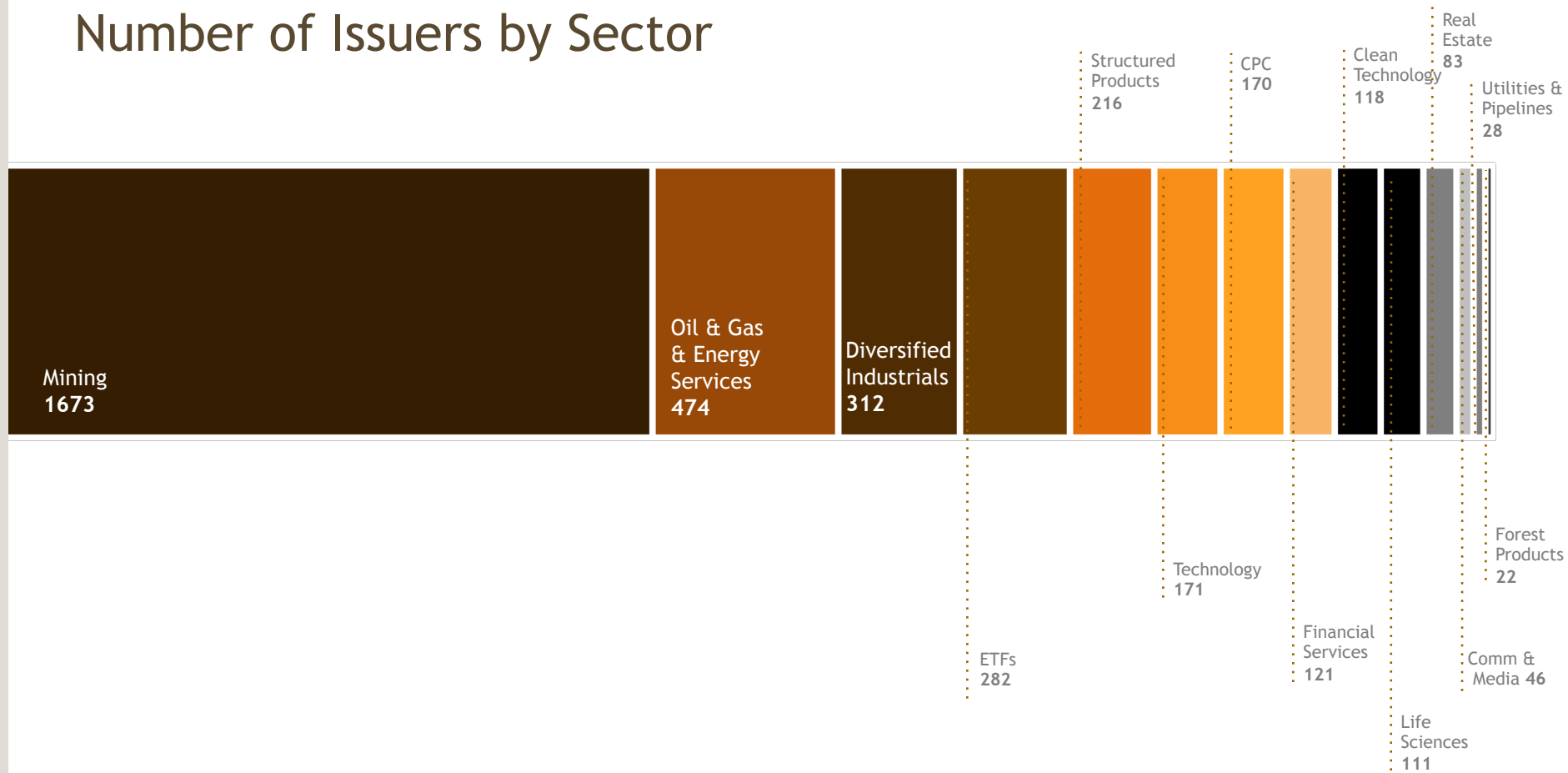


Toronto Stock Exchange Volume & Transactions (2004-2012)



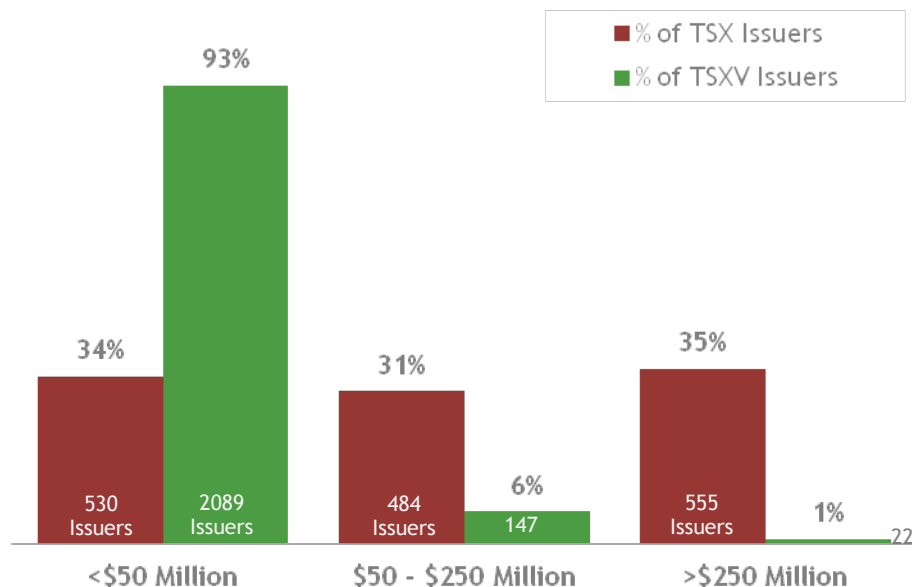
3. Diverse Issuer Base

Number of Issuers by Sector

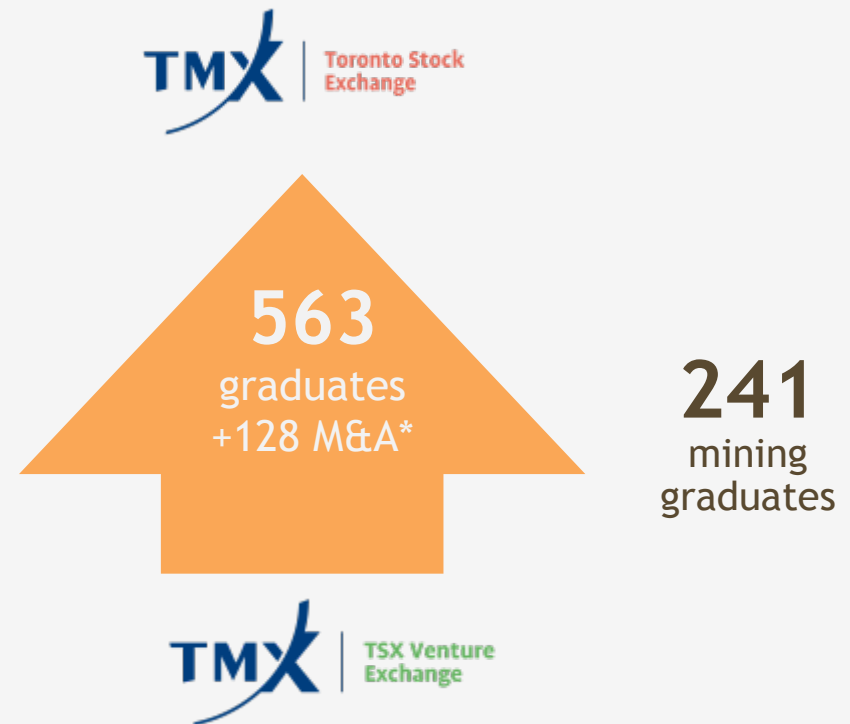


4. Service at All Stages of Growth

Serving all Market Caps



A Unique Market Structure with Strong Feeder System



5. Partner with a Global Leader



A leader
in mining

57%

of the world's public
mining companies

A leader
in growth

3827

issuers on
TSX and TSXV

A leader in energy
and energy services

35%

of the world's public
oil & gas companies

A leader
in cleantech

#1

in the world, by public
cleantech companies

\$10.3B

equity raised

\$56.5B

equity raised

\$10.3B

equity raised

\$1.3B

equity raised



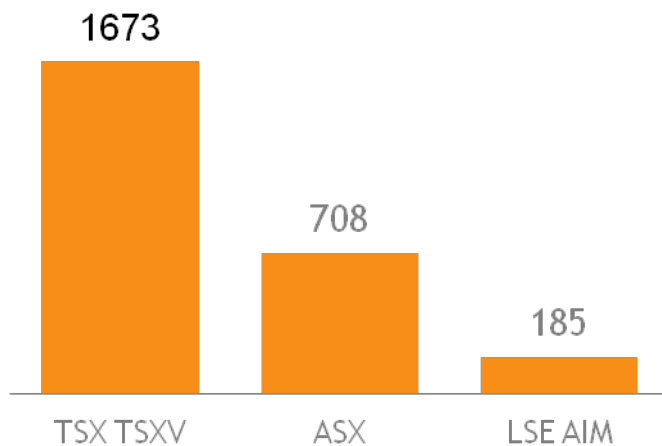
Leading the Mining Sector

TSX and TSXV Lead the Mining Sector

#1

in listed mining companies

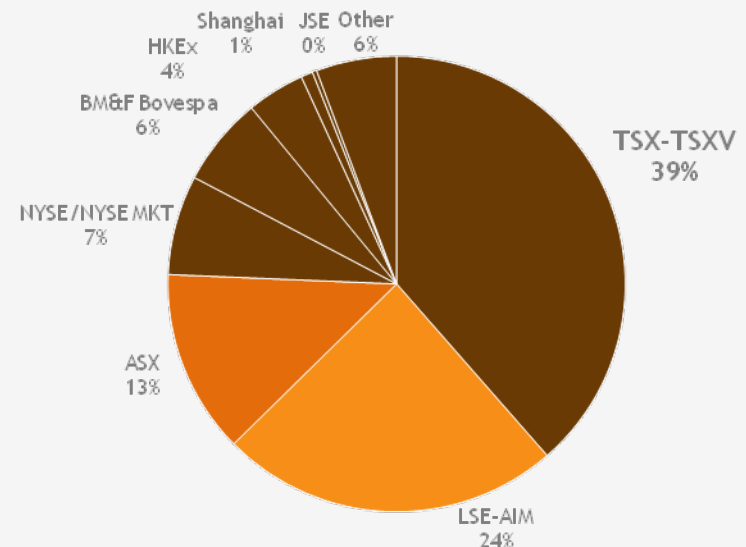
TSX and TSXV list the most mining companies in the world



#1

in equity capital raised

Value of Equity Financings
5-Year (2008 to 2012)
Total = \$184 billion



Why the Mining World Lists on TSX and TSXV



1. ACCESS TO CAPITAL
2. LIQUIDITY
3. DIVERSE ISSUER BASE
4. SERVICE AT ALL STAGES OF GROWTH
5. PARTNER WITH A GLOBAL LEADER



Access to Capital

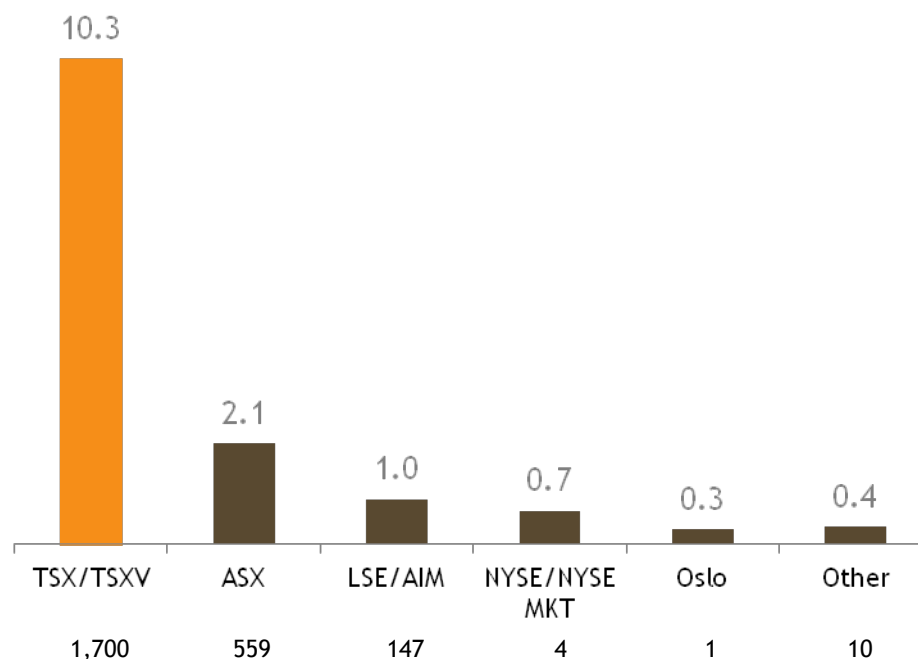
70%

of all global mining equity financings
are done on TSX and TSXV

70%

of the equity capital raised
globally for mining

Global Mining Equity Financing Trend 2012 (C\$ Billions)

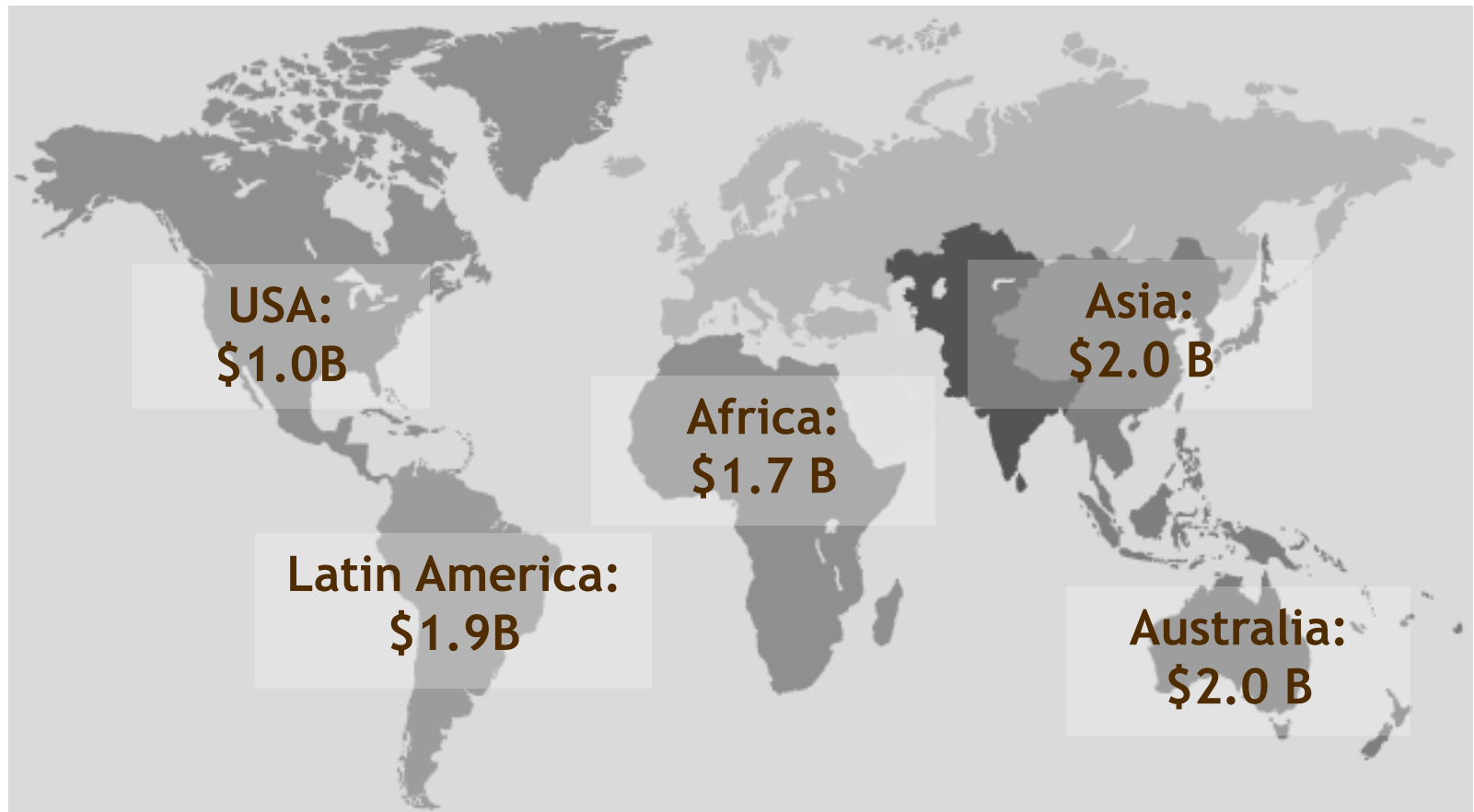


Source: Gamah International, 2012 YTD December, compiled by Toronto Stock Exchange

Mining: Equity Capital Raised on TSX/TSXV

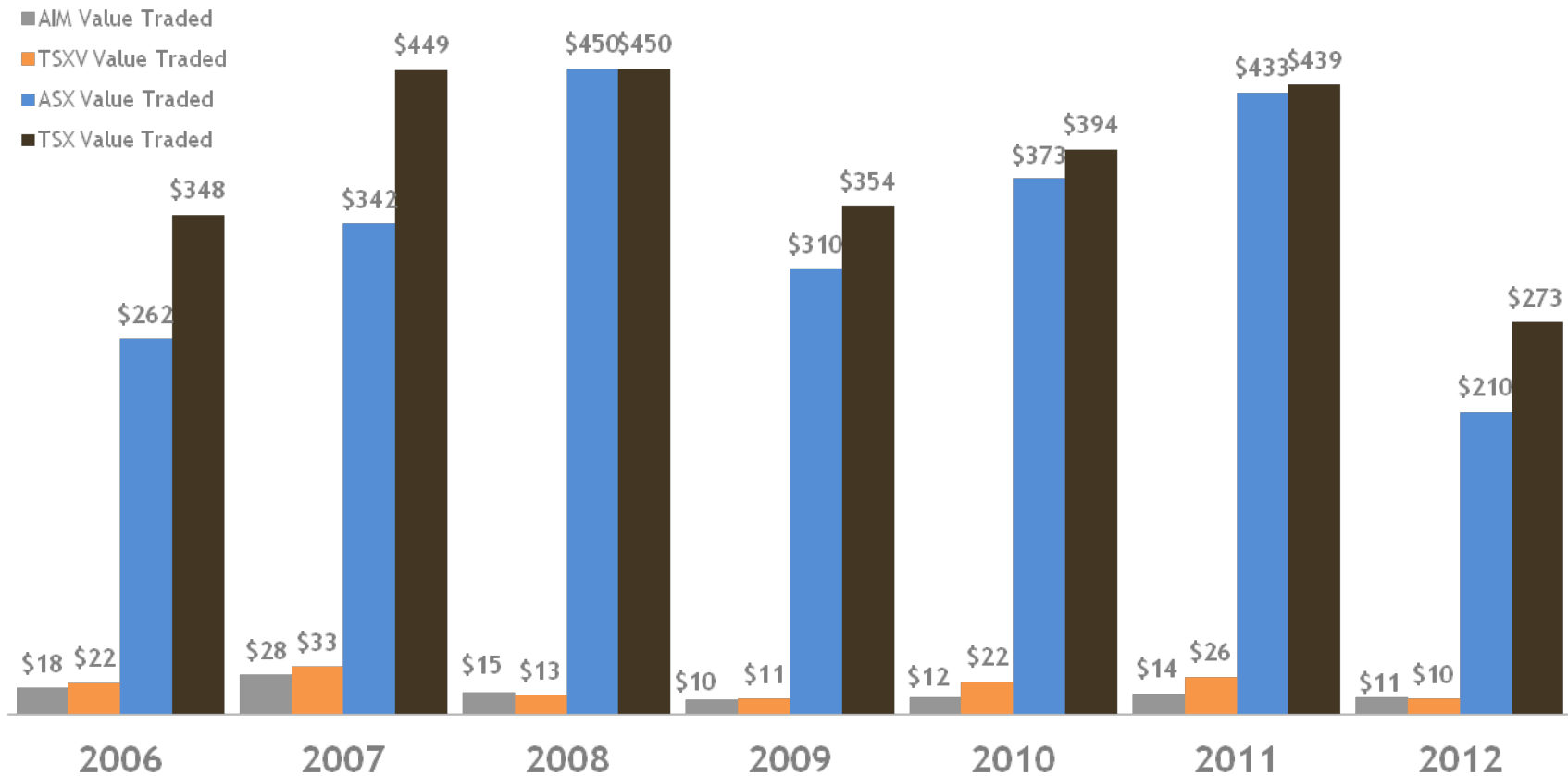


\$10.3 Billion raised on TSX and TSXV in 2012



Equity capital raised on TSX and TSXV for mining companies by location of project

2. Strong Liquidity for Mining Issuers



2. Average daily trading volume increased after dual-listing



Company	Average Daily Volume on ASX 12 Months Prior to Dual Listing (Thousands of Shares)	Average Daily Volume on ASX Post-Dual Listing to February 21 2013 (Thousands of Shares)	Increase in Average Daily Volume on ASX Post-Dual Listing (From Date of Dual-Listing to February 21 2013)	Average Daily Volume on TSX Post-Dual Listing (Thousands of Shares)
Mirabela Nickel Limited	146.3	1,410.0	864%	582.9
Intrepid Mines Limited	363.3	1,820.0	401%	378.6
Moly Mines Limited	98.2	356.1	263%	429.1
Allied Gold Mining Plc	57.8	163.3	182%	27.7
Troy Resources NL	63.8	215.9	238%	15.5
Tiger Resources Limited	417.4	1,840.0	341%	40.5
Perseus Mining Limited	839.8	1,920.0	129%	632.4
Bannerman Resources Limited	482.4	940.2	95%	130.3
Marengo Mining Limited	395.8	515.4	30%	279.2
Paladin Energy Ltd.	2,660.0	5,040.0	89%	1,880.0

Diversity in Issuer Base

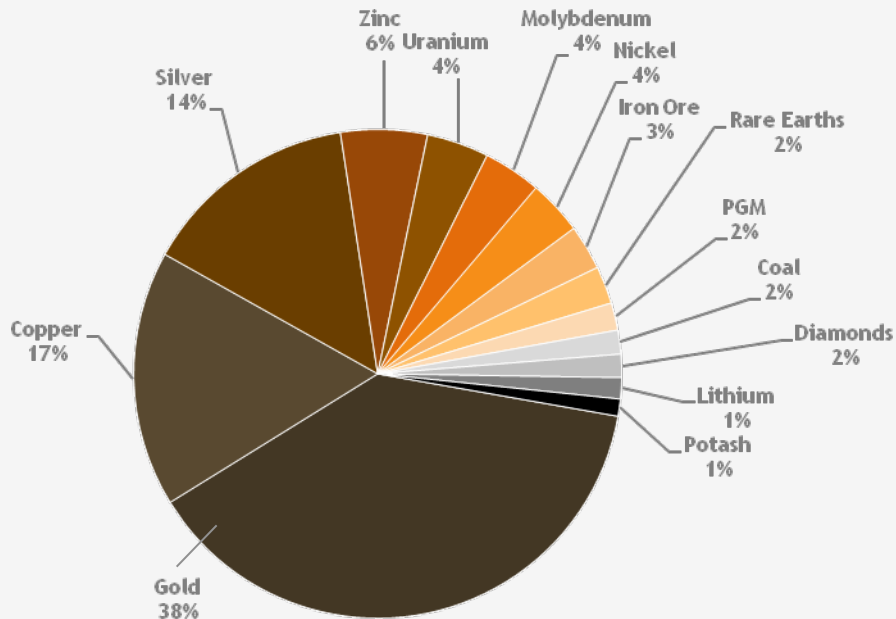


Number of Mining Companies by Stage of Project

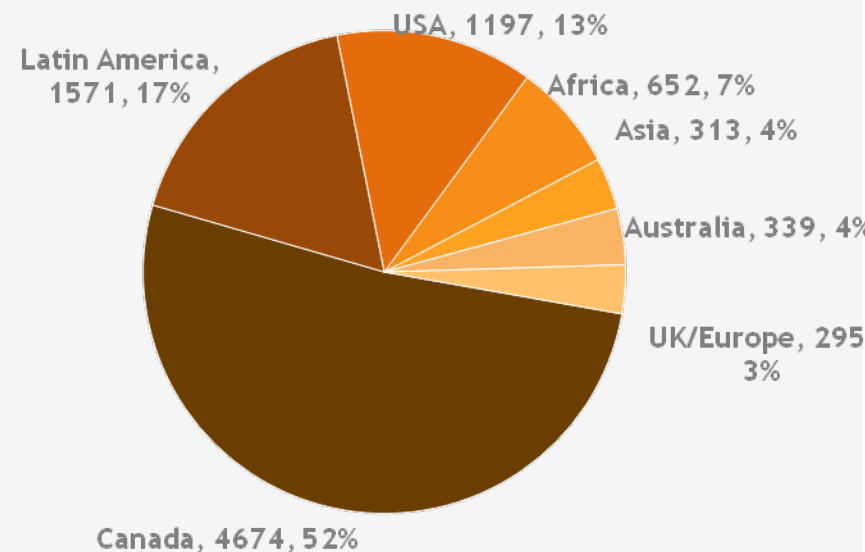


3. Diversity in Issuer Base

Breakdown of TSX and TSXV Mining Issuers by Primary Metals



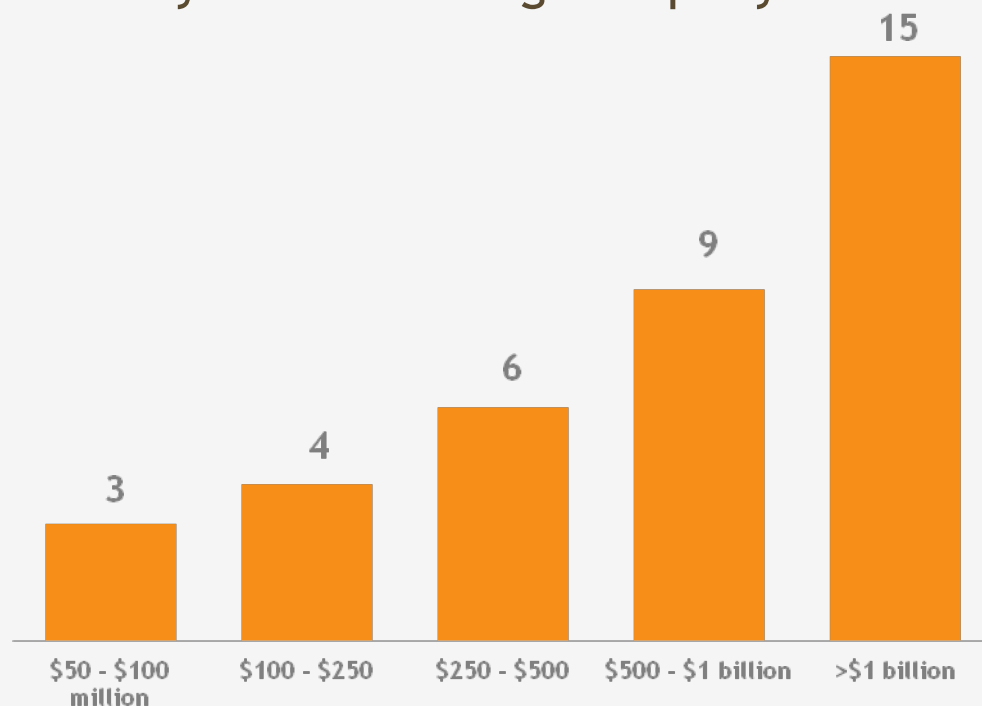
Breakdown of TSX and TSXV Mining Projects by Location



4. Service at All Stages of Growth

Over 500 mining analysts cover TSX/TSXV listed companies

Average Number of Analysts by Size of Mining Company



The Leading Exchange



2012 Mining Markets at a Glance

	TSX	TSXV	TSX&TSXV	LSE	AIM	ASX	JSE	HKEEx	NYSE/NYSE MKT
Number of Mining Issuers Listed	364	1,309	1,673	40	145	708	49	57	128
Quoted Market Value (C\$ Billions)	381.1	19.3	400.4	418.4	11.7	437.7	318.8	207.9	1,024.9
New Mining Listings	28	109	137	2	15	37	3	4	2
Equity Capital Raised (C\$ Billions) 2012	7.5	2.8	10.3	0	0.954	2.1	0	0.142	0.710
Number of Financings 2012	250	1450	1700	0	147	559	0	1	4

The Leading Exchange...



...for Mining Companies in Africa

173

Number of Mining Companies in Africa

652

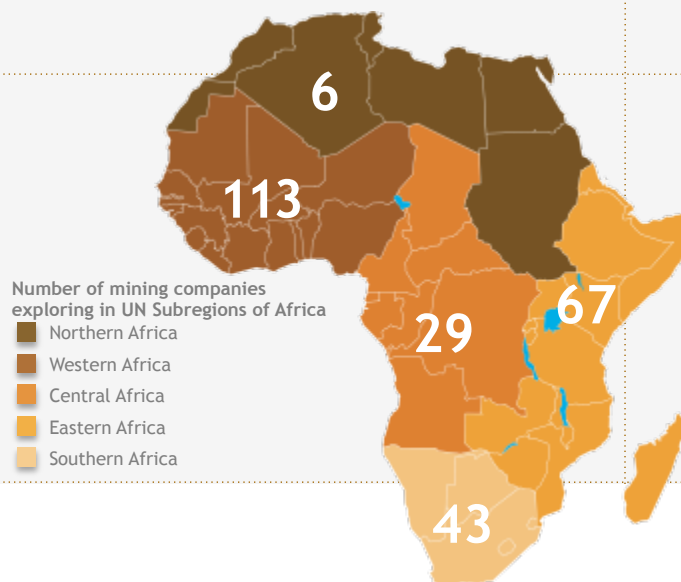
Number of African Mining Properties

\$1.7B

Amount of Equity Capital Raised in 2012 for African Mining Projects

36

Number of Countries in Africa Where TSX/TSXV Cos. are Mining

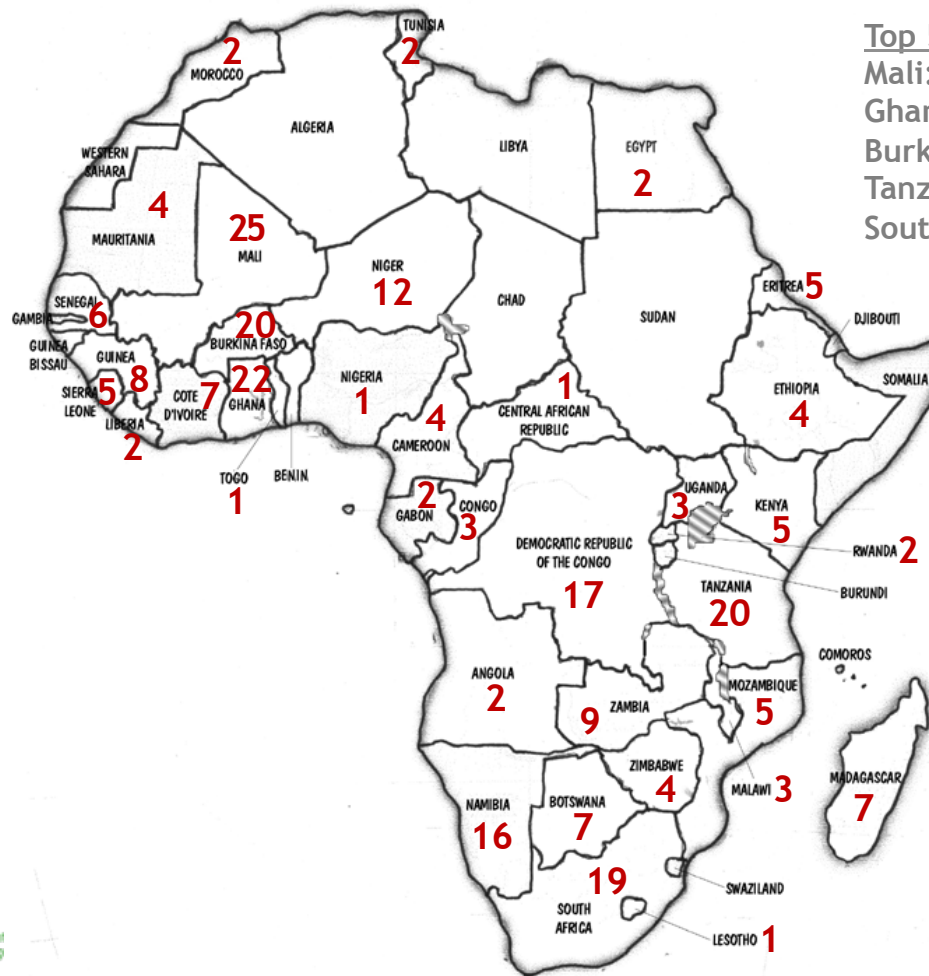


8

Number of New Mining Listings with Projects in Africa

The Leading Exchange...

...for Mining Companies in Africa



Top 5 Countries by Number of Companies

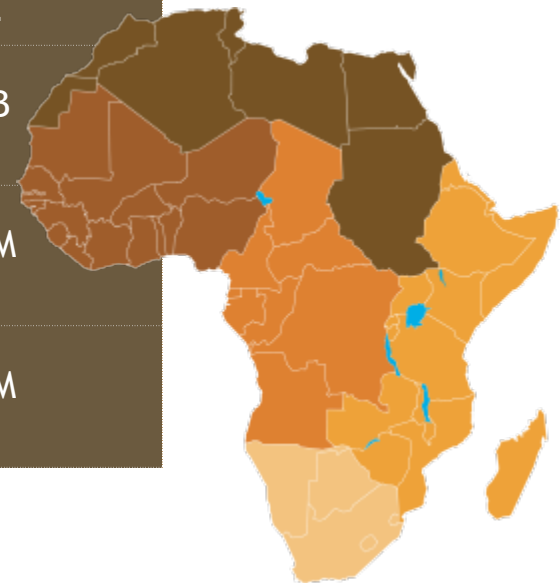
Mali:	25 Companies, 79 Projects
Ghana:	22 Companies, 63 Projects
Burkina Faso:	20 Companies, 73 Projects
Tanzania:	20 Companies, 68 Projects
South Africa:	19 Companies, 62 Projects

The Leading Exchange...



...for Mining Companies in Africa

	Number of Companies	Number of Properties	Financing \$ 2012
TSX and TSXV	173	652	\$1.7 B
ASX	174	553	\$239 M
LSE and AIM	82	532	\$235 M



Diversity in Issuer Base



Number of TSX/TSXV Mining Companies with Projects in Africa by Stage of Project



The Leading Exchange...

...for Mining Companies in Africa

8

New Mining Listings with Projects in Africa 2012

TSX:

IMX Resources Limited (IXR)
Ivanplats Limited (IVP)
Newcrest Mining Limited (NM)
PMI Gold Corporation (PMV)

TSXV:

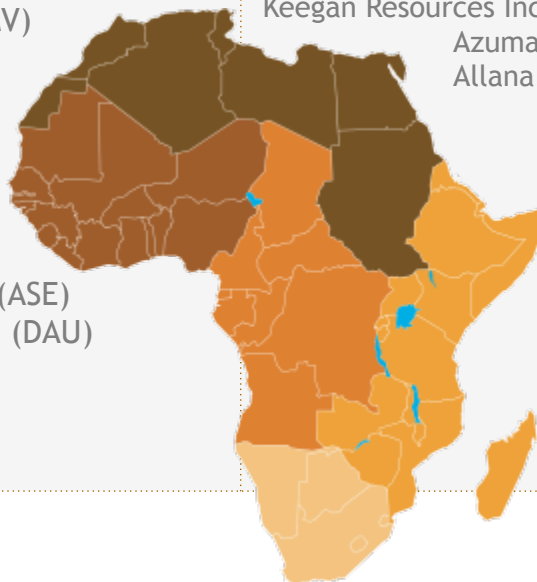
Asante Gold Corporation (ASE)
Desert Gold Ventures Inc. (DAU)
Savary Gold Corp. (SCA)
Tembo Gold Corp. (TEM)

\$1.7 B

Equity Capital Raised on TSX/TSXV in 2012 for Companies with Projects in Africa

Ivanplats Limited: \$301 M IPO, gold copper nickel platinum in DRC, Gabon, South Africa
Aureus Mining Inc.: \$68 M raised for gold in Cameroon, Liberia, Sierra Leone
Great Basin Gold Ltd.: \$50 M raised for gold in Mozambique, South Africa, Tanzania
Amara Mining plc: \$35 M for gold in Burkina Faso, Cote d'Ivoire, Mali, Sierra Leone
Keegan Resources Inc.: \$32 M for gold in Ghana
Azumah Resources Limited: \$20 M for gold in Ghana
Allana Potash Corp.: \$20 M for potash in Ethiopia

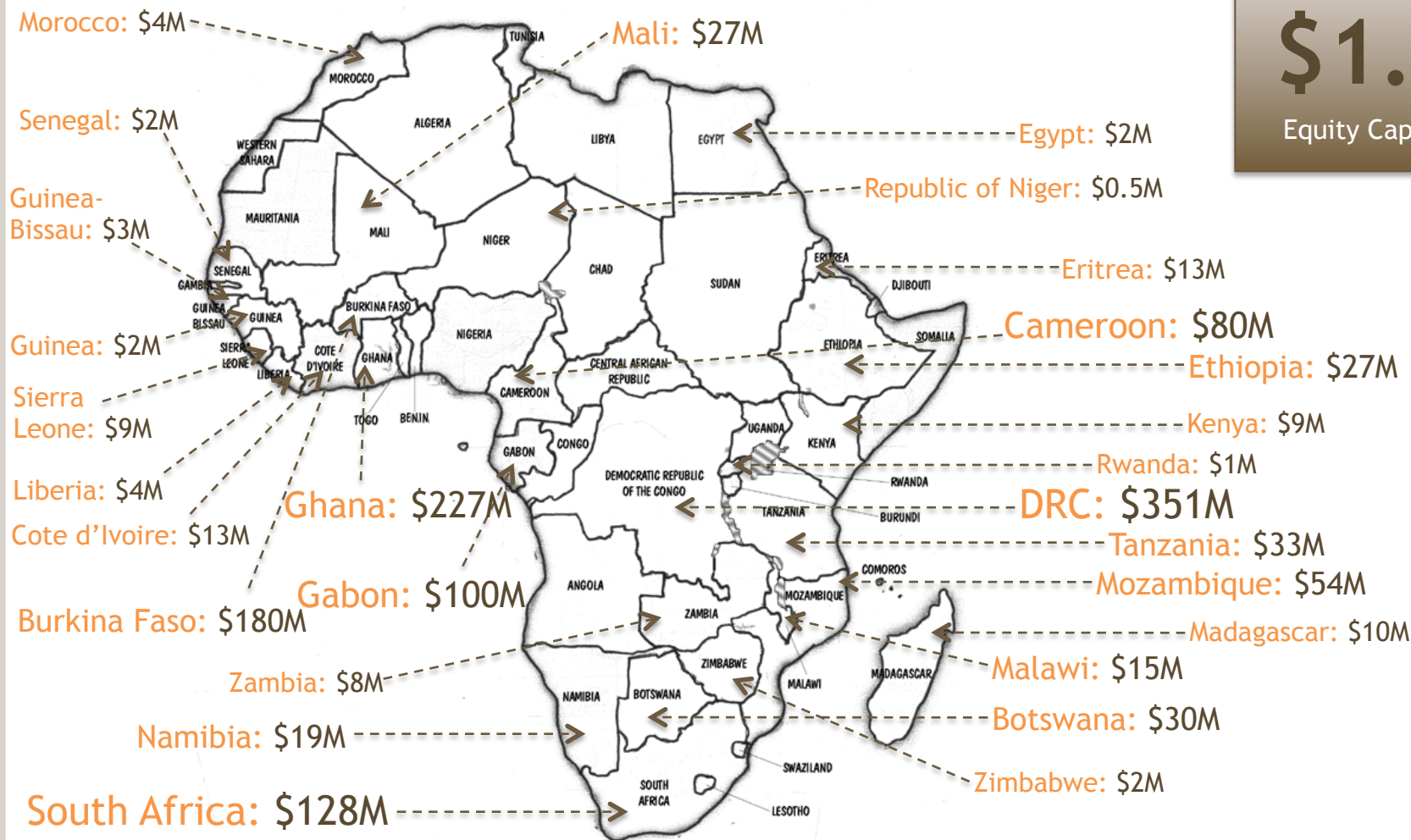
PMI Gold Corporation: \$150 M for gold in Ghana
Roxgold Inc.: \$26 M for gold in Burkina Faso
Stone Resources Limited: \$15 Million gold, silver in Tanzania
Hana Mining Ltd.: \$15 M for silver, copper in Botswana
Pan Terra Industries Inc.: \$13 M for copper in Namibia
Gold Canyon Resources Inc.: \$12 M for gold, silver in Malawi
Sarama Resources Ltd.: \$12 M for gold in Burkina Faso, Liberia, Mali



Equity Capital Raised by TSX and TSXV Companies with Projects in Africa in 2012

\$1.7B

Equity Capital Raised



Dual Listed Mining Companies with African Projects



Company	Market Capitalization 31-Dec-2012	Dual Listed On	Equity Capital Raised on TSX	Exploring In	Exploring For
Amara Mining plc	\$241 M	AIM	\$66 M	Burkina Faso, Côte d'Ivoire, Mali, Sierra Leone	Gold
Aureus Mining Inc.	\$159 M	AIM	\$121 M	Cameroon, Liberia, Sierra Leone	Gold
Caledonia Mining Corporation	\$48 M	AIM	\$66 M	South Africa, Zambia, Zimbabwe	Gold, Copper, Nickel, Platinum
Eastern Platinum Limited	\$153 M	AIM	\$699 M	South Africa	Platinum
Afferro Mining Inc. (TSXV)	\$221 M	AIM	\$24 M	Cameroon	Iron
Azumah Resources Limited	\$23 M	ASX	\$20 M	Ghana	Gold
Bannerman Resources Limited	\$26 M	ASX	\$73 M	Namibia	Uranium
Chalice Gold Mines Limited	\$55 M	ASX	\$10 M	Eritrea	Gold
Elemental Minerals Limited	\$113 M	ASX	\$71 M	DRC (Congo)	Potash
Endeavour Mining Corporation	\$849 M	ASX	\$115 M	Burkina Faso, Côte d'Ivoire, Ghana, Liberia, Mali	Gold
IMX Resources Limited	\$57 M	ASX	\$4 M	Mozambique, Tanzania	Gold, Copper, Nickel, Iron
Minemakers Limited	\$40 M	ASX	-	Namibia	Phosphate
Newcrest Mining Limited	\$20,273 M	ASX	-	Côte d'Ivoire	Gold, Silver
Paladin Energy Ltd.	\$921 M	ASX	\$468 M	Malawi, Namibia, Niger	Uranium
Perseus Mining Limited	\$1,008 M	ASX	\$221 M	Côte d'Ivoire, Ghana	Gold
PMI Gold Corporation	\$330 M	ASX	\$220 M	Ghana	Gold
Teranga Gold Corporation	\$555 M	ASX	\$110 M	Senegal	Gold
Tiger Resources Limited	\$195 M	ASX	\$47 M	DRC (Congo)	Copper

The Growth Exchange...



...for Mining Companies in Australia

36

Number of Australian Mining Companies on TSX/TSXV

5

New Australian Mining Listings in 2012

\$491M

Amount of Equity Capital Raised in 2012 on TSX/TSXV by Australian Companies

\$28B

Market Cap of Australian Mining Companies on TSX/TSXV

7

Average Number of Analysts Covering TSX/TSXV Listed Australian Mining Cos.

52

TSX and TSXV Mining Companies with **263** Properties in Australia

The Growth Exchange...



...for Mining Companies in Australia

Select 2012 Financings by Australian Mining Companies

PMI Gold Corporation: \$115 M for Gold in Ghana
Mirabela Nickel Limited: \$100 M for Nickel in Brazil
OceanaGold Corporation: \$93 M for Gold in New Zealand and Philippines
Nautilus Minerals Inc.: \$34 M for Sea Floor Massive Sulphide in PNG
Orocobre Limited: \$22 M for Potash in Argentina
Azumah Resources Limited: \$20 M for Gold in Ghana

\$491M

Amount of Equity Capital Raised
in 2012 on TSX/TSXV
by Australian Companies

TSX New Australian Mining Listings 2012

Azimuth Resources Limited: Gold and Uranium in Guyana
IMX Resources Limited: Gold, Copper, Nickel, Iron in Africa, Australia, Canada
Newcrest Mining Limited: Gold in Australia, PNG, Indonesia, Côte D'Ivoire
PMI Gold Corporation: Gold in Ghana

TSXV New Australian Mining Listings 2012

Darwin Resources Corp: Gold, Copper in Peru

5

New Australian Mining
Listings in 2012

The Emerging Exchange...

...for Mining Companies in Latin America

491

Number of TSX/TSXV Mining Companies in Latin America

1526

Number of Latin American Mining Properties

\$1.9B

Amount of Equity Capital Raised in 2012 on TSX and TSXV for Latin American Mining Projects

29

Number of New Listings in 2012 with Projects in Latin America

TSX and TSXV Companies are Mining in Mexico



201

Number of TSX/TSXV Mining Companies
in Mexico

585

Number of Mexican
Mining Properties

\$1.0B

Amount of Equity Capital Raised
in 2012 on TSX and TSXV for
Companies with Mexican Mining Projects

10

Number of New Listings in 2012 with
Projects in Mexico

Select 2012 Financings by Mining Companies with Projects in Mexico

Torex Gold Resources Inc.: \$380M
Premier Gold Mines Limited: \$58M, \$43M, \$21M
McEwen Mining Inc.: \$44M, \$17M
Dia Bras Exploration Inc.: \$37M
SilverCrest Mines Inc.: \$34M
Esperanza Resources Corp.: \$34M
MAG Silver Corp.: \$33M
Pershimco Resources Inc.: \$30M
GoGold Resources Inc.: \$30M
Mercator Minerals Ltd.: \$29M
Newstrike Capital Inc.: \$25M
Paramount Gold and Silver Corp.: \$21M
Forte Resources Inc.: \$20M

TSX and TSXV Companies are Mining in Brazil



50

Number of TSX/TSXV Mining Companies in Brazil

154

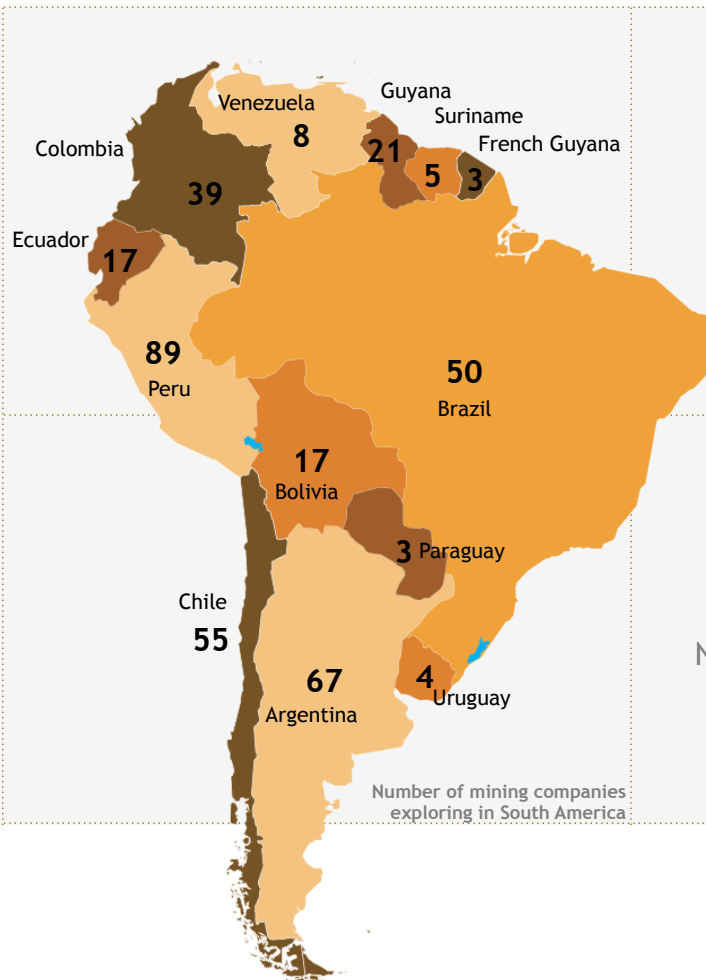
Number of Brazilian Mining Properties

\$416M

Amount of Equity Capital Raised in 2012 on TSX and TSXV for Brazilian Mining Projects

5

Number of New Listings in 2012 with Projects in Brazil

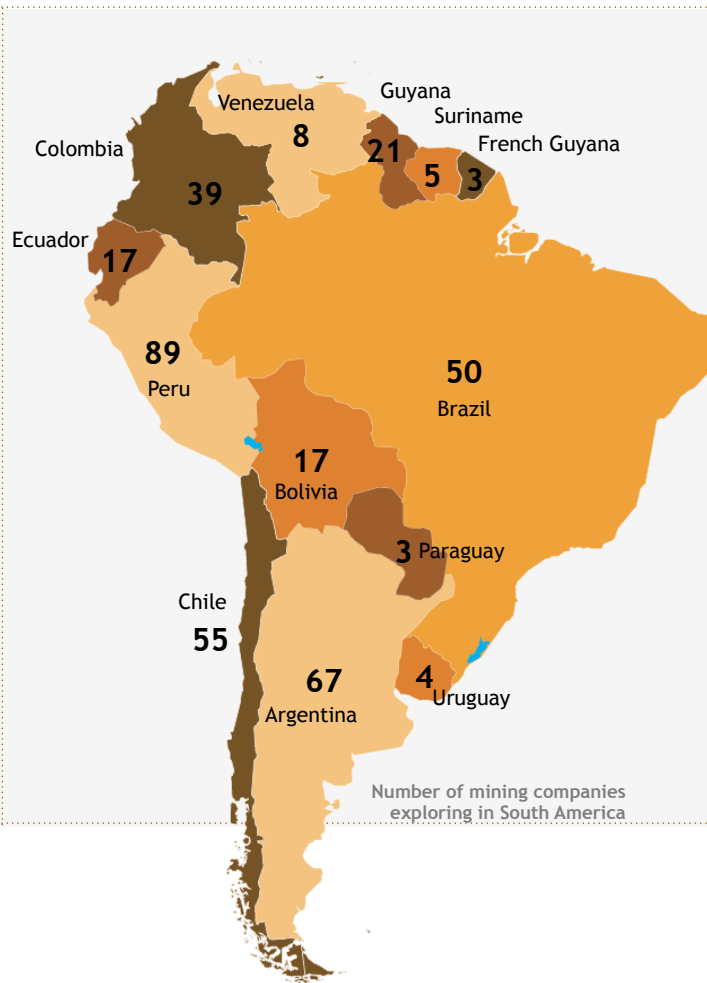


TSX and TSXV Companies are Mining in Brazil



TSX

Anglo Pacific Group PLC
 Aura Minerals Inc.
 Belo Sun Mining Corp.
 Carpathian Gold Inc.
 Colossus Minerals Inc.
 Eldorado Gold Corporation
 Golden Star Resources Ltd.
 Horizonte Minerals Plc
 IAMGOLD
 INV Metals Inc
 Jaguar Mining Inc.
 Kinross Gold
 Luna Gold Corp.
 MBAC Fertilizer Corp
 Mirabela Nickel Limited
 Rio Novo Gold Inc
 Rio Verde Minerals Development Corp
 Royal Gold
 Sandstorm Gold
 Serabi Gold plc
 Sirocco Mining Inc.
 Solitario Exploration & Royalty Corp.
 Talon Metals Corp.
 Troy Resources Limited
 Verde Potash Plc
 Yamana Gold Inc.



TSX Venture Exchange

Adriana Resources Inc.
 Amarillo Gold Corporation
 Amerix Precious Metals Corporation
 Brazil Resources Inc.
 Brazilian Gold Corporation
 Cancana Resources Corp
 Castillian Resources Corp.
 Eagle Mountain Gold Corp
 Eagle Star Minerals Corp
 Ecometals Limited
 Focus Graphite
 IBC Advanced Alloys Corp
 Karmin Exploration Inc.
 Kenai Resources Ltd
 Kensington Court Ventures Inc
 Lago Dourado Minerals Ltd.
 Lara Exploration Ltd.
 Largo Resources Ltd.
 Magellan Minerals Ltd
 Medallion Resources Ltd.
 Pacific Imperial Mines
 Randsburg International Gold
 Tristar Gold Inc

TSX and TSXV Companies are Mining in Colombia

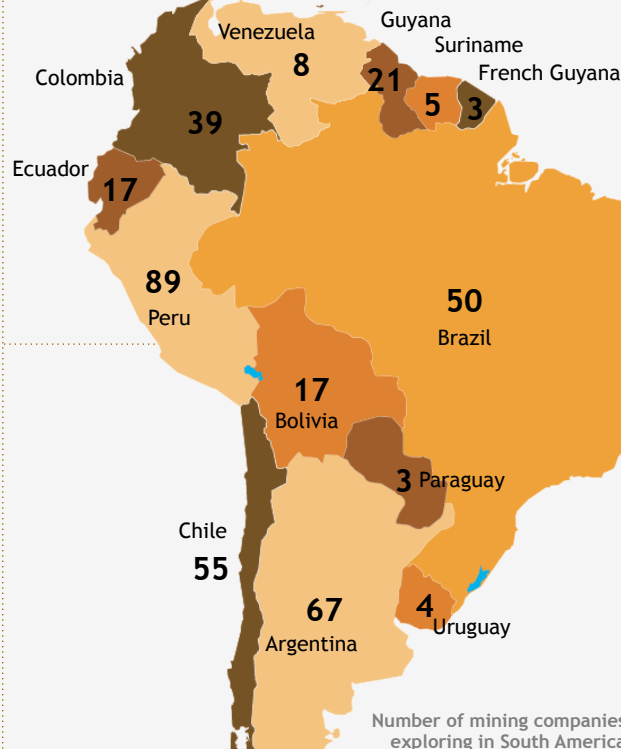


39

Number of TSX/TSXV Mining Companies
in Colombia

\$190M

Amount of Equity Capital Raised
in 2012 on TSX and TSXV for
Colombian Mining Projects



86

Number of Colombian
Mining Properties

6

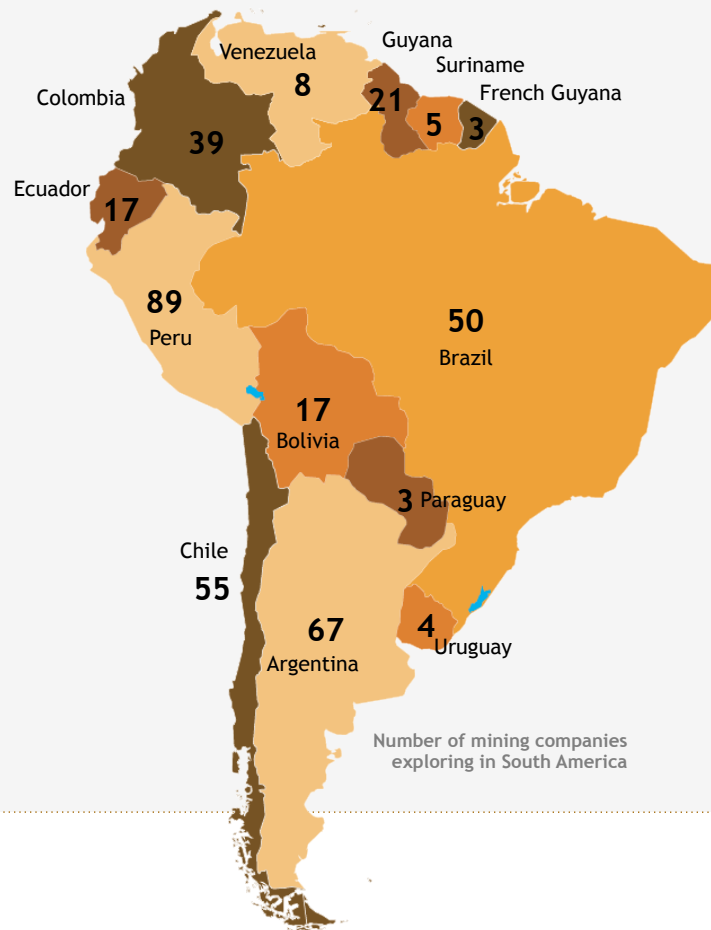
Number of New Listings in 2012 with
Projects in Colombia

TSX and TSXV Companies are Mining in Colombia



TSX

B2Gold Corp.
 Braeval Mining Corporation
 Continental Gold Limited
 Eco Oro Minerals Corp
 Gran Colombia Gold Corp.
 HudBay Minerals Inc.
 Rio Novo Gold Inc
 Sunward Resources Ltd.
 Touchstone Gold Limited
 U308 Corp.
 Yamana Gold Inc.



TSX Venture Exchange

Angel Gold Corp.
 Antioquia Gold Inc
 Arctic Star Exploration Corp
 Atico Mining Corporation
 Bandera Gold Ltd.
 Batero Gold Corp
 Bellhaven Copper & Gold Inc.
 Cobia Goldhills Inc
 CB Gold Inc
 Cliffmont Resources Ltd
 Colombia Crest Gold Corp
 Colombian Mines Corporation
 Cordoba Minerals Corp
 Cosigo Resources Ltd
 CuOro Resources Corp
 Lara Exploration Ltd.
 Miranda Gold Corp.
 Pacific Coal Resources Ltd
 QRS Capital Corp
 Quia Resources Inc
 Red Eagle Mining Corporation
 Rugby Mining Limited
 Salazar Resources Limited
 Samaranta Mining Corporation
 Seafeld Resources Ltd
 Solvista Gold Corporation
 Southern Legacy Minerals Inc
 Tolima Gold Inc
 Waymar Resources Ltd.

TSX and TSXV Companies are Mining in Chile



55

Number of TSX/TSXV Mining Companies
in Chile

\$126M

Amount of Equity Capital Raised
in 2012 on TSX and TSXV for
Chilean Mining Projects



145

Number of Chilean
Mining Properties

4

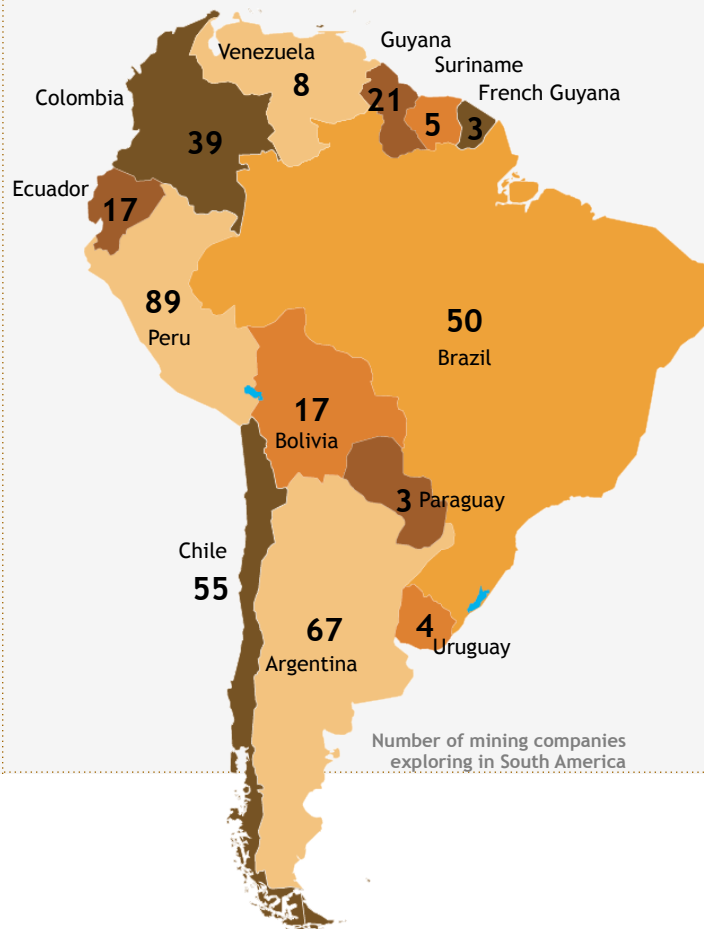
Number of New Listings in 2012 with
Projects in Chile

TSX and TSXV Companies are Mining in Chile



TSX

Amerigo Resources Ltd.
Barrick Gold Corporation
Capstone Mining Corp.
Cerro Grande Mining Corporation
Coro Mining Corp.
Endeavour Silver
Exeter Resource Corporation
Goldcorp Inc.
HudBay Minerals Inc.
Inspiration Mining
Kinross Gold Corporation
Lachlan Star Limited
Lundin Mining
Mandalay Resources Corporation
Mariana Resources Limited
New Gold Inc.
NGEx Resources Inc
Orosur Mining Inc.
Polar Star Mining Corporation
Royal Gold Inc.
Silver Standard Resources Inc.
Silver Wheaton Corp.
Sirocco Mining Inc.
South American Silver Corp.
Talison Lithium Limited
Yamana Gold Inc.



TSX Venture Exchange

Andina Minerals Inc.
Apogee Silver Ltd
AQM Copper Inc
Atacama Pacific Gold Corporation
Azul Ventures Inc
Condor Resources Inc
Cornerstone Capital Resources Inc.
Equinox Explorations
First Potash Corp.
Ginguro Exploration Inc
Global Hunter Corp.
Goldeye Explorations Limited
International PBX Ventures Ltd.
Iron Creek Capital Corp
Lara Exploration
Lomiko Metals
Los Andes Copper Limited
Mirasol Resources Ltd.
QRS Capital Corp
SAMEX Mining Corp.
Silvore Fox Minerals Corp
Southern Hemisphere Mining Limited
Southern Legacy Minerals Inc
Valencia Ventures Inc.

TSX and TSXV Companies are Mining in Argentina

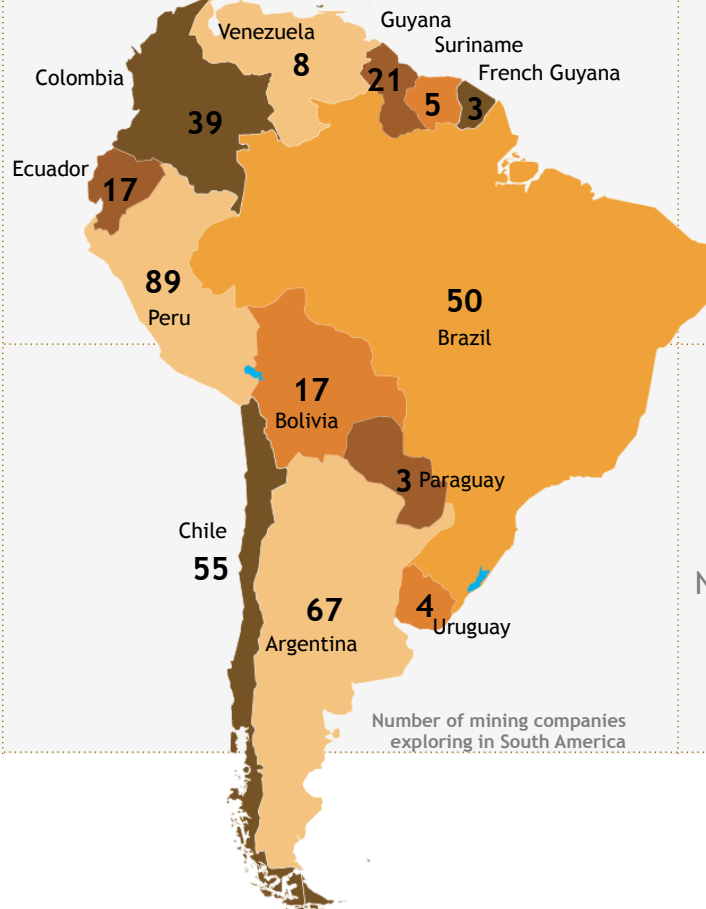


67

Number of TSX/TSXV Mining Companies
in Argentina

\$316M

Amount of Equity Capital Raised
in 2012 on TSX and TSXV for
Companies with Mining Projects
in Argentina



228

Number of
Mining Properties in Argentina

2

Number of New Listings in 2012 with
Projects in Argentina

TSX and TSXV Companies are Mining in Argentina

TSX

Allana Potash Corp
 Barrick Gold Corporation
 Coeur d'Alene Mines Corporation
 Coro Mining Corp.
 Goldcorp Inc.
 Golden Minerals Company
 Lithium Americas Corp
 Mariana Resources Limited
 McEwen Mining - Minera Andes Acquisition Corp.
 McEwen Mining Inc.
 Minera IRL Limited
 NEX Resources Inc
 Orocobre Limited
 Oromin Explorations Ltd.
 Pan American Silver Corp.
 Patagonia Gold plc
 Renaissance Gold Inc.
 Royal Gold Inc.
 Silver Standard Resources Inc.
 Silver Wheaton Corp.
 Troy Resources Limited
 U308 Corp.
 Yamana Gold Inc.



TSX Venture Exchange

Alexander Mining plc
 Alphamin Resources
 Argentex Mining Corporation
 Blue Sky Uranium Corp
 Calypso Uranium Corp
 Cannon Point Resources Ltd
 Cascadero Copper Corporation
 Concordia Resource Corp
 Dajin Resources
 Golden Arrow Resources Corporation
 Hunt Mining Corp
 International Lithium Corp
 Iron South Mining Corp
 Kestrel Gold Inc
 Lumina Copper Corp
 Malbex Resources Inc
 Mansfield Minerals Inc.
 Marifil Mines Ltd.
 Metallum Resources Inc
 Minsud Resources Corp
 Mirasol Resources Ltd.
 Netco Silver Inc.
 Prophecy Platinum Corp
 Regulus Resources Inc
 Rodinia Lithium Inc.
 Rugby Mining Limited
 Samco Gold Limited
 TNR Gold Corp.
 Wealth Minerals Ltd.
 Windamere Ventures Ltd

TSX and TSXV Companies are Mining in Peru



89

Number of TSX/TSXV Mining Companies
in Peru

\$306M

Amount of Equity Capital Raised
in 2012 on TSX and TSXV for
Peruvian Mining Projects



231

Number of Peruvian
Mining Properties

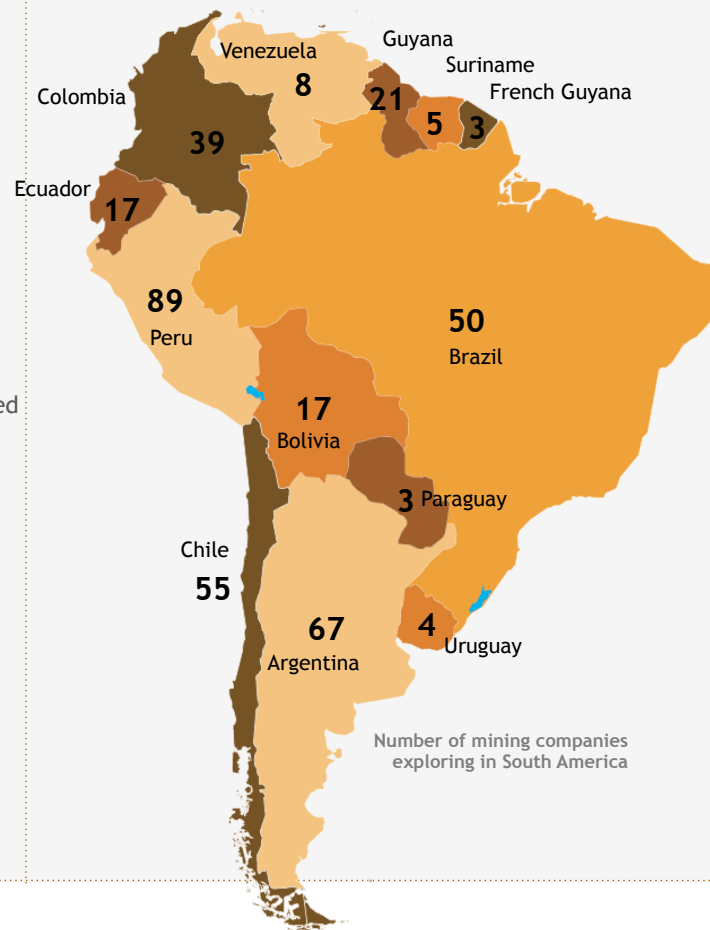
5

Number of New Listings in 2012 with
Projects in Peru

TSX and TSXV Companies are Mining in Peru

TSX

Braeval Mining Corporation
 Candente Copper Corp
 Candente Gold Corp.
 Dynacor Gold Mines Inc.
 Entree Gold Inc.
 First Quantum Minerals Ltd.
 Fortuna Silver Mines Inc
 Geologix Explorations Inc.
 Golden Minerals Company
 Grandview Gold Inc.
 HudBay Minerals Inc.
 International Minerals Corporation
 Lupaka Gold Corp.
 Malaga Inc.
 Mawson Resources Limited
 Minera IRL Limited
 Newmont Mining Corporation of Canada Limited
 Pan American Silver Corp.
 Redzone Resources Ltd
 Rio Alto Mining Limited
 Silver Standard Resources Inc.
 Silver Wheaton Corp.
 Solitario Exploration & Royalty Corp.
 Stonegate Agricom Ltd
 Sulliden Gold Corporation Ltd
 Trevali Mining Corporation
 Vena Resources Inc.
 White Tiger Gold Ltd.
 Zincore Metals Inc.



TSX Venture Exchange

Aguila American Gold Limited
 Alturas Minerals Corp.
 AM Gold Inc
 AQM Copper Inc
 Bear Creek Mining Corporation
 Cadillac Ventures Inc
 Caracara Silver Inc
 Cobriza Metals Corp.
 Condor Resources Inc
 Coronet Metals Inc.
 Darwin Resources Corp
 Dorato Resources Inc.
 Duran Ventures Inc.
 Estrella Gold Corporation
 Fission Energy Corp
 Focus Ventures Ltd.
 Golden Alliance Resources Corp
 Grenville Gold Corp
 Iberian Minerals Corp
 Inca One Resources Corp
 Indico Resources Ltd
 Intigold Mines Ltd
 Karmin Exploration Inc.
 Lara Exploration Ltd.
 Lucky Minerals Inc
 Macusani Yellowcake Inc
 Malbex Resources Inc
 New Dimension Resources Ltd.
 New Oroperu Resources Inc.
 Panoro Minerals Ltd.
 Rio Cristal Resources Corporation
 Rio Silver Inc
 Rocmec Mining Inc.
 Sienna Gold Inc.
 Sierra Metals Inc.
 Solid Resources Ltd.
 Southern Legacy Minerals Inc
 St. Elias Mines Ltd.
 Strait Minerals Inc
 Sunset Cove Mining Inc
 Tamerlane Ventures Inc.
 Tinka Resources Limited

TSX and TSXV Companies are Mining in the USA



253

Number of TSX/TSXV Mining Companies
in the USA

Top States by Number of TSX/TSXV
Mining Companies with Projects

Nevada
Arkansas
Arizona
Utah
California
Colorado
Wyoming
Montana

1191

Number of US
Mining Properties

\$1B

Amount of Equity Capital Raised
in 2012 on TSX and TSXV for
Companies with US Mining Projects

15

Number of New Listings in 2012 with
Projects in the US

The Emerging Exchange...



...for Mining Companies in Russia and CIS

30

Number of TSX/TSXV Mining Companies
in Russia and CIS



59

Number of Russian and CIS
Mining Properties

TSX and TSXV mining companies have projects in Russia and the CIS countries



Ukraine (6 projects)

Black Iron Inc.
Eastcoal Inc.
Valgold Resources Ltd.

Armenia (3 projects)

Dundee Precious Metals Inc.
Lydian International Ltd.
REBgold Corp.

Kyrgyzstan (11 projects)

Centerra Gold
Eurasian Minerals Inc.
Kola Mining Corp.
Orsu Metals Corp.
Perseus Mining
Stans Energy Corp.



Russia (25 projects)

Barrick Gold Corp.
Centerra Gold Inc.
High River Gold Mines Ltd.
Kinross Gold Corp.
Kola Mining Corp.
Puget Ventures Inc.
Royal Gold Inc.
Silver Bear Resources Inc.
White Bear Resources Inc.
White Tiger Gold Ltd.

Kazakhstan (13 projects)

Alhambra Resources Ltd.
Azure Resources Corporation
Cameco Corp.
Hansa Resources
KazaX Minerals Inc.
Orsu Metals Corp.
Slater Mining
Turquoise Hill Resources
Uranium One Inc.

Georgia (1 project)

Lydian International Ltd.

The Emerging Exchange...



...for Mining Companies in Asia

68

Number of TSX/TSXV Mining Companies
in Asia



228

Number of Asian
Mining Properties

TSX and TSXV Companies are Mining in Asia



TSX

Anglo Pacific Group PLC
Barrick Gold Corporation
Besra Gold Inc.
Centerra Gold Inc.
CGA Mining Limited
China Gold International Resources Corp Ltd
Denison Mines Corp.
Eldorado Gold Corporation
Entree Gold Inc.
Erdene Resource Development Corporation
Franco-Nevada Corporation
Intrepid Mines Limited
Minco Gold Corporation
Minco Silver Corporation
Newcrest Mining Limited
OceanaGold Corporation
Polo Resources
Prophecy Coal Corp.
Reliance Resources Limited
Sherritt International Corporation
Silvercorp Metals Inc.
SouthGobi Resources Ltd.
St. Augustine Gold and Copper Limited
Turquoise Hill Resources Ltd.
TVI Pacific Inc.
Vista Gold Corp.

TSX Venture Exchange

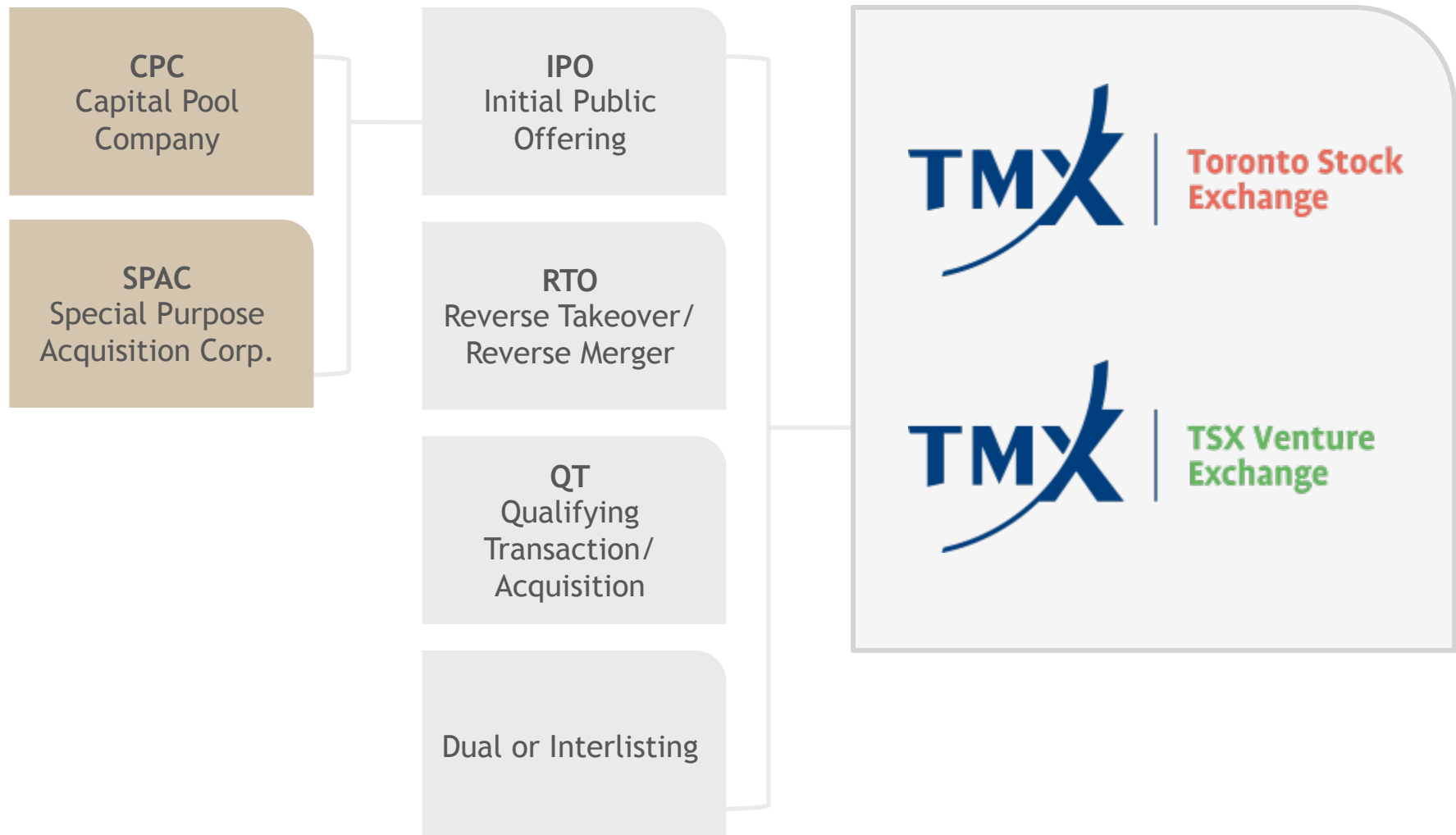
Altan Rio Minerals Limited
Amanta Resources
Angkor Gold Corp
Asia Now Resources Corp.
Asian Mineral Resources Limited
Azure Resources Corporation
Barisan Gold Corporation
Cadan Resources Corporation
Centurion Minerals
Challenger Deep Resources Corp.
Crazy Horse Resources Inc
Desert Eagle Resources Ltd
East Asia Minerals Corporation
Eurasian Minerals Inc.
Global Met Coal Corporation
GobiMin Inc.
Goldrea Resources
Kalimantan Gold Corporation Limited
Kincora Copper Limited
Lara Exploration Ltd.
Lion One Metals Limited
Majestic Gold Corp.
Martina Minerals Corp
MaxTech Ventures Inc.
Medallion Resources Ltd.
Mindoro Resources Ltd.

Monument Mining Limited
Mundoro Capital
NMC Resource Corporation
Northquest Ltd.
Philippine Metals
Rugby Mining Limited
Southern Arc Minerals Inc.
Sparton Resources Inc.
Tiger International Resources Inc.
Tri-River Ventures Inc
United Coal Holdings Limited
Woulfe Mining Corp



How to list on
TSX and TSXV

Multiple Pathways to Listing



Specific Listing Criteria



Technical Listing Requirements

- Minimum Property Ownership
- Management Track Record and Experience
- Sufficient Working Capital and/or Mine Life
- NI 43-101 Report
- Exploration & Development or Producing Requirements

Property requirements



TSXV - Tier 2

Minimum 50% interest in a qualifying property (\$100,000 of exploration expenditures on the qualifying property in the past 3 years)

Work program: \$200,000

TSX - Exploration

Minimum 50% interest in an advanced property (mineralization three dimensions and at economically interesting grades)

Work program: \$750,000

TSXV - Tier 1

Minimum 50% interest in a Tier 1 property (property with substantial geological merit)

Work program: \$500,000

TSX - Producer

Three years of proven and probable reserves

Commercial production decision made or in commercial production

Financial tests & requirements



TSXV - Tier 2

Adequate working capital for 12 months + 100,000 in allocated funds

TSX - Exploration

\$2 million in working capital

Sufficient funds for 18 months

\$3 million in net tangible assets

Appropriate capital structure

TSXV - Tier 1

Adequate working capital for 18 months + 200,000 in allocated funds

\$2 million in net tangible assets

TSX - Producer

Adequate working capital

Appropriate capital structure

Non exempt: \$4 million in net tangible assets + likelihood of future profitability

Exempt: \$7.5 million in net tangible assets + pre-tax profits and cash flow

Management



Management, including board of directors, should have adequate experience and technical expertise relevant to the company's business and industry as well as adequate public company experience

Management team includes qualified Chairman, CEO, CFO and Corporate Secretary

Management and members of the board of directors must complete Personal Information Forms ("PIFs") to assess suitability

Distribution & Sponsorship



TSXV

- Public float of 500,000 shares (Tier 2) or 1,000,000 shares (Tier 1)
- 200 (Tier 1) or 250 (Tier 2) public board lot holders
- 20% of the issued and outstanding in the hands of public shareholders
- Sponsorship may be required

TSX

- \$4,000,000 publicly held
- 1,000,000 free trading shares
- 300 public board lot holders
- Sponsorship may be required

International Listings

- Public mining companies dual list on a TMX equity exchange and remain listed on home exchange
- Companies can access via IPO, Capital Pool Program (CPC) or RTO onto TSXV or TSX
- Access TSX or TSXV through an M&A transaction or equity investment

Why Dual List?



Benefits of Dual Listing

- Access to significant capital and trading
- Improved home market valuations and trading liquidity
- Ability to put more mines into production

Key Trends in Dual Listing

- Growing number of dual listed success stories
- Increased profiles
- Greater interaction between key mining exchanges



TSX and TSXV
are Your Exchanges

TSX and TSXV

Support Your Growth

Support included in your listing

- TSX InfoSuite, access to the Institute of Corporate Directors, listed logo program, data, anonymous activity reports, all with dedicated personal support, workshops and more!

Access to additional products and services

- Investor Relations, Visibility and Outreach Services, Research and Educational Support, Market Intelligence and more!

Ongoing access to strategic partnerships

- MinesOnline.com

The Right Fundamentals for Growth + Dynamic Market

Access to Equity Capital

- \$56.5 Billion was raised on TSX and TSXV in 2012

Strong Liquidity

- 126 Billion shares were traded on TSX and TSXV in 2012, with a value of more than \$1.2T

Increased Visibility

- With more than 3,800 listed issuers, TSX and TSXV are first in North America for number of listed issuers



Contact our Business
Development Team to
learn more about your
Capital Opportunity

Mining
Orlee Wertheim
416 947-4477
orlee.wertheim@tsx.com

A Capital Opportunity
MINING

Mining Americas
Carlos Espinosa
(416) 814-8861
carlos.espinosa@tsx.com

Oil & Gas
Monica Rovers
403 218-2805
monica.rovers@tsx.com

Diversified Industries
Justin Canivet
416 947-4710
justin.canivet@tsx.com

Innovation
Michael Kousaie
416 947-6626
michael.kousaie@tsx.com

Asia
George Gao
(8610) 6505 5811
george.gao@tsx.com

Europe • 44 20 3194 2529
China • (+86 10) 6505-8011
North America • 1 888 873 8392