

Canada Arizona Business Council
COVID-19 Update
9/10/2021



COVID-19 Updates

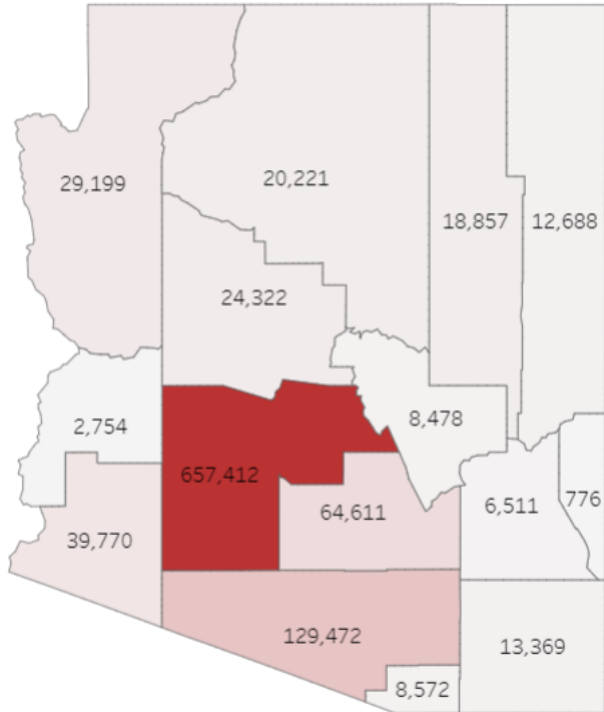
- August 23rd: Pfizer receives full approval for ages 16+
 - Ages 12-15 remains under FDA emergency use authorization
- August 28th: 7.3M vaccine doses have been administered to 4M people
 - 3.5M Arizonans are fully vaccinated, or approximately 55% of the State's population
- Newest surge shows approximately 86% of all COVID cases are occurring in those not fully vaccinated
 - Patients are younger – 1/3 of all hospitalizations occurring in patients 20-44

State of Arizona – COVID Dashboard

Show case counts or population rates in the map below?

Cases

Select a county to filter the other numbers.



Number of Cases	Number of Deaths	Number of Vaccine Doses Administered †
1,037,012	19,079	7,422,193

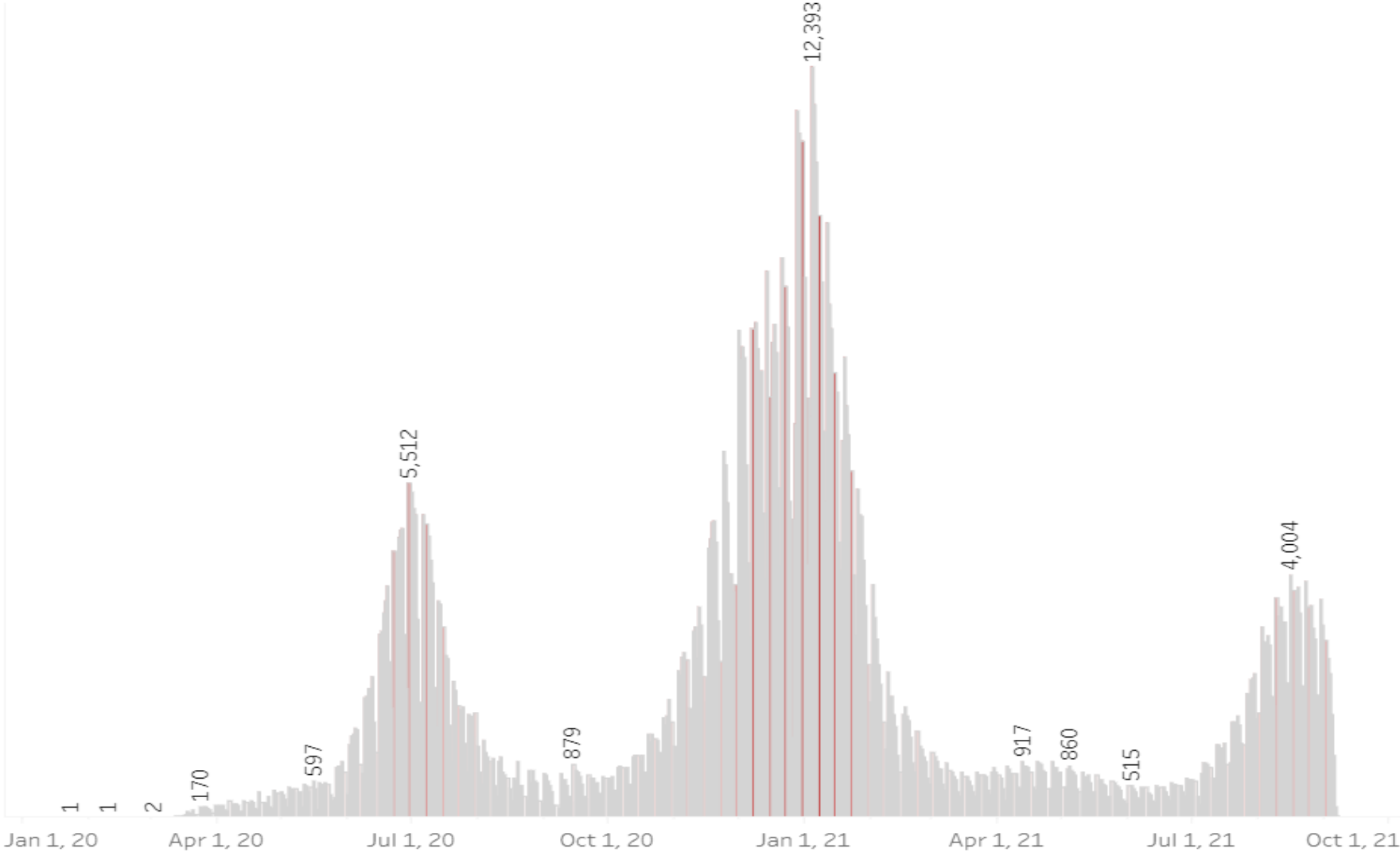
Number of New Cases reported today*	Number of New Deaths reported today*	Number of New Vaccine Doses reported today* †
2,222	26	6,384

Rate of cases, per 100,000 population	Rate of fatalities, per 100,000 population	Percent of people vaccinated †
14,424.9	265.39	56.5%

Tests Conducted using diagnostic tests**	Total Tests Conducted	New Tests reported today*	Percent Positive***
	12,037,906	19,591	9.8%

*Counts of new cases, deaths, tests conducted, and number of vaccine doses administered reflect increases in the total numbers compared to the previous day.

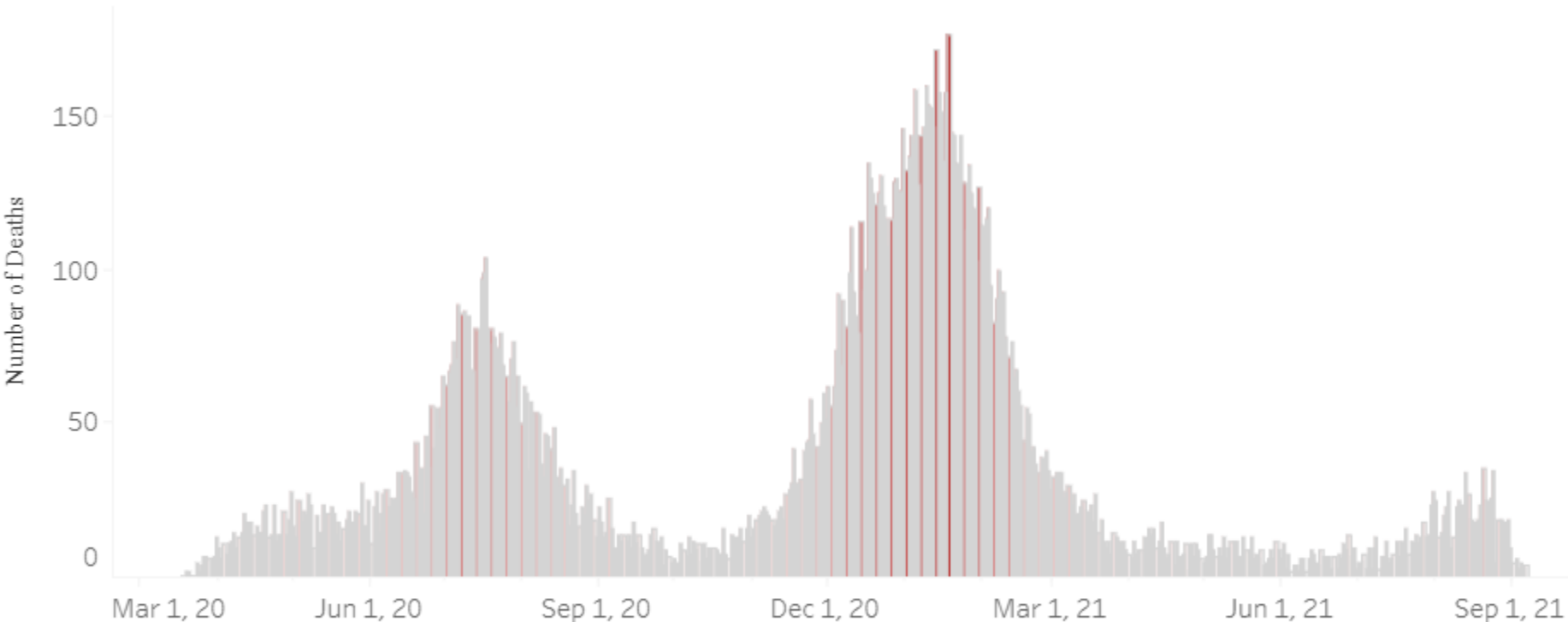
State of Arizona – COVID Cases by Day



*Illnesses in the last 4-7 days may not be reported yet

State of Arizona – COVID Deaths by Day

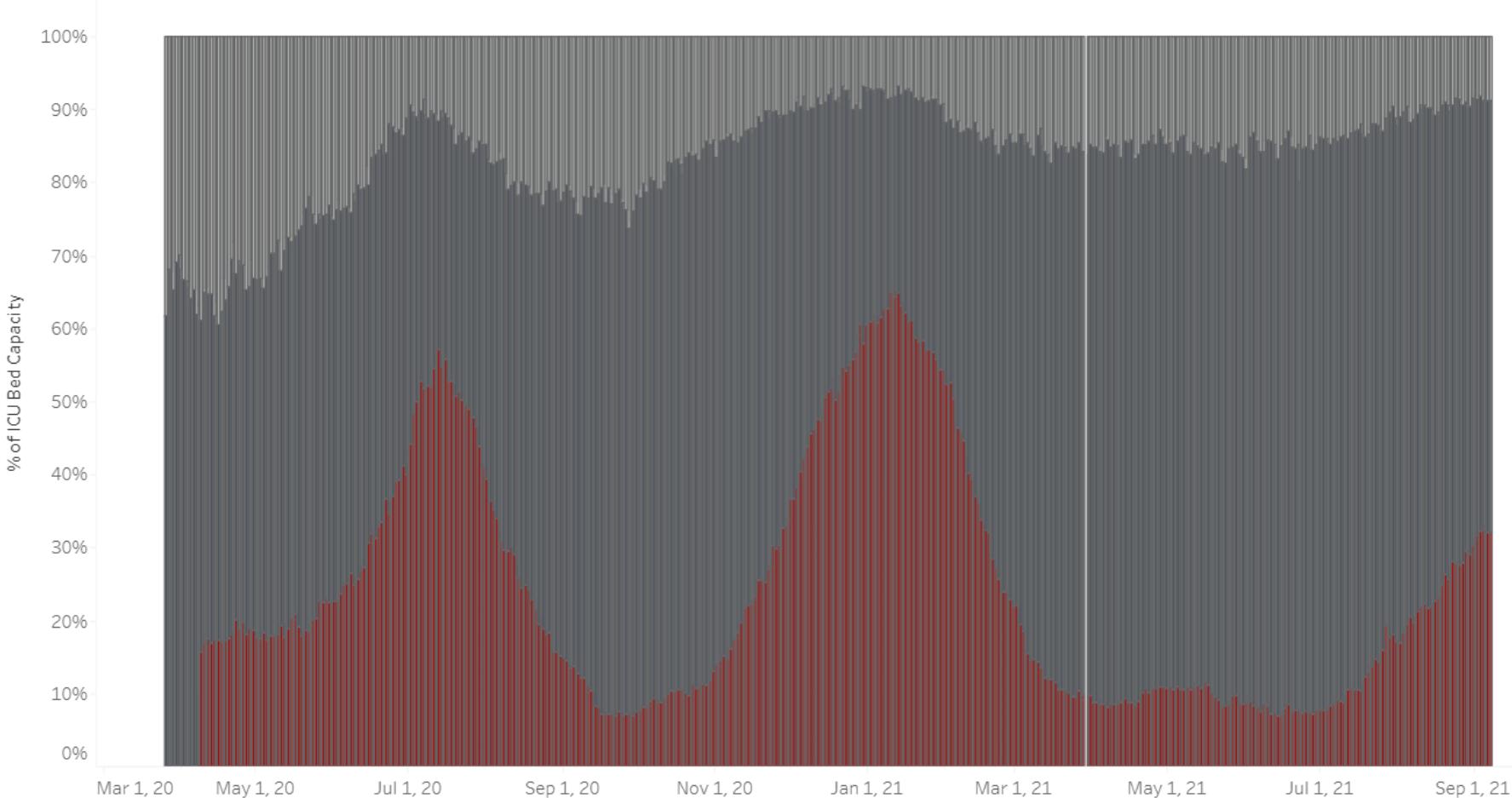
COVID-19 Deaths by Date of Death



Recent deaths may not be reported yet. Cases missing the date of death are excluded from the graph above, but are included in all other numbers.

State of Arizona – ICU Bed Availability

- Adult Intensive Care Unit Beds Available
- Adult Intensive Care Beds in Use by Non-COVID Patients
- Adult Intensive Care Beds in Use by COVID Patients



* COVID Use of ICU Beds not reported until 4/10